

GP GRYPYN DI SAN MARINO E DELLA RIVIERA DI RIMINI

Free Practice Nr. 1

Classification

3



| Rider | Nation | Team | Motorcycle | Time | Lap | Total | Gap | Top Speed |
|------------------------------------|--------|------------------------------|------------|-----------------|-----|-------|-------------|--------------|
| 1 20 Fabio QUARTARARO | FRA | Monster Energy Yamaha MotoGP | YAMAHA | 1'32.313 | 23 | 23 | | 296.7 |
| 2 43 Jack MILLER | AUS | Ducati Lenovo Team | DUCATI | 1'32.537 | 18 | 23 | 0.224 0.224 | 300.8 |
| 3 51 Michele PIRRO | ITA | Aruba.it Racing | DUCATI | 1'32.693 | 15 | 19 | 0.380 0.156 | 300.8 |
| 4 41 Aleix ESPARGARO | SPA | Aprilia Racing | APRILIA | 1'32.698 | 18 | 18 | 0.385 0.005 | 297.5 |
| 5 12 Maverick VIÑALES | SPA | Aprilia Racing | APRILIA | 1'32.706 | 16 | 20 | 0.393 0.008 | 299.1 |
| 6 63 Francesco BAGNAIA | ITA | Ducati Lenovo Team | DUCATI | 1'32.752 | 20 | 21 | 0.439 0.046 | 300.0 |
| 7 23 Enea BASTIANINI | ITA | Gresini Racing MotoGP | DUCATI | 1'32.838 | 18 | 19 | 0.525 0.086 | 300.8 |
| 8 42 Alex RINS | SPA | Team SUZUKI ECSTAR | SUZUKI | 1'32.858 | 21 | 22 | 0.545 0.020 | 298.3 |
| 9 10 Luca MARINI | ITA | Mooney VR46 Racing Team | DUCATI | 1'32.981 | 20 | 20 | 0.668 0.123 | 298.3 |
| 10 5 Johann ZARCO | FRA | Prima Pramac Racing | DUCATI | 1'32.999 | 18 | 21 | 0.686 0.018 | 297.5 |
| 11 44 Pol ESPARGARO | SPA | Repsol Honda Team | HONDA | 1'33.105 | 18 | 21 | 0.792 0.106 | 297.5 |
| 12 33 Brad BINDER | RSA | Red Bull KTM Factory Racing | KTM | 1'33.207 | 24 | 24 | 0.894 0.102 | 296.7 |
| 13 72 Marco BEZZECCHI | ITA | Mooney VR46 Racing Team | DUCATI | 1'33.218 | 21 | 21 | 0.905 0.011 | 300.0 |
| 14 73 Alex MARQUEZ | SPA | LCR Honda CASTROL | HONDA | 1'33.253 | 21 | 22 | 0.940 0.035 | 297.5 |
| 15 30 Takaaki NAKAGAMI | JPN | LCR Honda IDEMITSU | HONDA | 1'33.314 | 14 | 19 | 1.001 0.061 | 295.8 |
| 16 4 Andrea DOVIZIOSO | ITA | WithU Yamaha RNF MotoGP Tea | YAMAHA | 1'33.435 | 17 | 20 | 1.122 0.121 | 296.7 |
| 17 21 Franco MORBIDELLI | ITA | Monster Energy Yamaha MotoGP | YAMAHA | 1'33.562 | 13 | 24 | 1.249 0.127 | 293.4 |
| 18 88 Miguel OLIVEIRA | POR | Red Bull KTM Factory Racing | KTM | 1'33.636 | 8 | 21 | 1.323 0.074 | 298.3 |
| 19 25 Raul FERNANDEZ | SPA | Tech3 KTM Factory Racing | KTM | 1'33.687 | 20 | 21 | 1.374 0.051 | 297.5 |
| 20 89 Jorge MARTIN | SPA | Prima Pramac Racing | DUCATI | 1'33.830 | 18 | 21 | 1.517 0.143 | 298.3 |
| 21 6 Stefan BRADL | GER | Repsol Honda Team | HONDA | 1'33.855 | 13 | 20 | 1.542 0.025 | 296.7 |
| 22 49 Fabio DI GIANNANTONIO | ITA | Gresini Racing MotoGP | DUCATI | 1'33.897 | 12 | 20 | 1.584 0.042 | 298.3 |
| 23 87 Remy GARDNER | AUS | Tech3 KTM Factory Racing | KTM | 1'34.165 | 14 | 18 | 1.852 0.268 | 292.6 |
| 24 40 Darryn BINDER | RSA | WithU Yamaha RNF MotoGP Tea | YAMAHA | 1'34.836 | 12 | 18 | 2.523 0.671 | 294.2 |
| Not qualified (Out 105%) | | | | 1'36.928 | | | | |
| 92 Kazuki WATANABE | JPN | Team SUZUKI ECSTAR | SUZUKI | 1'37.294 | 23 | 23 | 4.981 2.458 | 291.8 |

Practice condition: Dry

Air: 22°

Humidity: 71%

Ground: 25°

| | | | | |
|-----------------------------|---------|--------------------------|-----------------|------------|
| Fastest Lap: | Lap: 23 | Fabio QUARTARARO | 1'32.313 | 164.8 Km/h |
| Best Race Lap: | 2021 | Francesco BAGNAIA | 1'32.171 | 165.0 Km/h |
| All Time Lap Record: | 2021 | Francesco BAGNAIA | 1'31.065 | 167.0 Km/h |

The results are provisional until the end of the limit for protest and appeals.

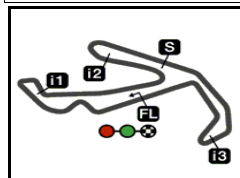
Time limit for protest expires 30' after publication of the results - Time:

These data/results cannot be reproduced, stored and/or transmitted in whole or in part by any manner of electronic, mechanical, photocopying, recording, broadcasting or otherwise now known or herein after developed without the previous express consent by the copyright owner, except for reproduction in daily press and regular printed publications on sale to the public within 60 days of the event related to those data/results and always provided that copyright symbol appears together as follows below.

© DORNA, 2022

Official MotoGP Timing by TISSOT
www.motogp.com

Misano Adriatico, Friday, September 02, 2022



4226 m.

GP GRYPYN DI SAN MARINO E DELLA RIVIERA DI RIMINI

Free Practice Nr. 1

Top Speed & Average

4



| Rider | Nation | Motorcycle | Top 5 speeds | | | | | Average | Top |
|--------------------------|--------|------------|--------------|-------|-------|-------|-------|---------|-------|
| 23 Enea BASTIANINI | ITA | DUCATI | 300.8 | 300.8 | 300.0 | 300.0 | 298.3 | 300.0 | 300.8 |
| 43 Jack MILLER | AUS | DUCATI | 300.8 | 299.1 | 297.5 | 297.5 | 297.5 | 298.2 | 300.8 |
| 51 Michele PIRRO | ITA | DUCATI | 300.8 | 299.1 | 298.3 | 297.5 | 295.8 | 297.6 | 300.8 |
| 63 Francesco BAGNAIA | ITA | DUCATI | 300.0 | 299.1 | 299.1 | 299.1 | 299.1 | 299.2 | 300.0 |
| 72 Marco BEZZECCHI | ITA | DUCATI | 300.0 | 297.5 | 297.5 | 297.5 | 296.7 | 297.5 | 300.0 |
| 12 Maverick VIÑALES | SPA | APRILIA | 299.1 | 299.1 | 299.1 | 299.1 | 299.1 | 299.1 | 299.1 |
| 10 Luca MARINI | ITA | DUCATI | 298.3 | 298.3 | 298.3 | 296.7 | 296.7 | 297.2 | 298.3 |
| 42 Alex RINS | SPA | SUZUKI | 298.3 | 297.5 | 296.7 | 296.7 | 295.8 | 296.6 | 298.3 |
| 49 Fabio DI GIANNANTONIO | ITA | DUCATI | 298.3 | 298.3 | 296.7 | 296.7 | 295.8 | 297.2 | 298.3 |
| 88 Miguel OLIVEIRA | POR | KTM | 298.3 | 297.5 | 297.5 | 296.7 | 295.8 | 296.7 | 298.3 |
| 89 Jorge MARTIN | SPA | DUCATI | 298.3 | 298.3 | 298.3 | 297.5 | 297.5 | 298.0 | 298.3 |
| 5 Johann ZARCO | FRA | DUCATI | 297.5 | 296.7 | 295.0 | 295.0 | 295.0 | 295.7 | 297.5 |
| 25 Raul FERNANDEZ | SPA | KTM | 297.5 | 296.7 | 296.7 | 296.7 | 295.8 | 296.7 | 297.5 |
| 41 Aleix ESPARGARO | SPA | APRILIA | 297.5 | 297.5 | 296.7 | 296.7 | 296.7 | 297.0 | 297.5 |
| 44 Pol ESPARGARO | SPA | HONDA | 297.5 | 296.7 | 295.8 | 295.8 | 295.0 | 296.0 | 297.5 |
| 73 Alex MARQUEZ | SPA | HONDA | 297.5 | 296.7 | 296.7 | 296.7 | 296.7 | 296.8 | 297.5 |
| 4 Andrea DOVIZIOSO | ITA | YAMAHA | 296.7 | 295.8 | 295.8 | 294.2 | 293.4 | 294.9 | 296.7 |
| 6 Stefan BRADL | GER | HONDA | 296.7 | 295.0 | 295.0 | 294.2 | 294.2 | 294.8 | 296.7 |
| 20 Fabio QUARTARARO | FRA | YAMAHA | 296.7 | 295.8 | 295.0 | 295.0 | 295.0 | 295.3 | 296.7 |
| 33 Brad BINDER | RSA | KTM | 296.7 | 295.8 | 295.0 | 295.0 | 295.0 | 295.4 | 296.7 |
| 30 Takaaki NAKAGAMI | JPN | HONDA | 295.8 | 295.8 | 295.0 | 295.0 | 294.2 | 294.8 | 295.8 |
| 40 Darryn BINDER | RSA | YAMAHA | 294.2 | 292.6 | 292.6 | 291.8 | 291.1 | 292.1 | 294.2 |
| 21 Franco MORBIDELLI | ITA | YAMAHA | 293.4 | 293.4 | 293.4 | 293.4 | 293.4 | 293.4 | 293.4 |
| 87 Remy GARDNER | AUS | KTM | 292.6 | 291.8 | 291.1 | 291.1 | 291.1 | 291.5 | 292.6 |
| 92 Kazuki WATANABE | JPN | SUZUKI | 291.8 | 291.1 | 291.1 | 291.1 | 291.1 | 291.2 | 291.8 |

These data/results cannot be reproduced, stored and/or transmitted in whole or in part by any manner of electronic, mechanical, photocopying, recording, broadcasting or otherwise now known or herein after developed without the previous express consent by the copyright owner, except for reproduction in daily press and regular printed publications on sale to the public within 60 days of the event related to those data/results and always provided that copyright symbol appears together as follows below.

© DORNA, 2022

Official MotoGP Timing by TISSOT
www.motogp.com



Misano Adriatico, Friday, September 02, 2022

GP GRYPYN DI SAN MARINO E DELLA RIVIERA DI RIMINI

Free Practice Nr. 1

Chronological Analysis of Performances

5

* Lap / Sector time cancelled

T1 Time from finish line to 1st intermediate

T3 Time from 2nd intermed. to 3rd intermed.

P Crossing the finish line in pit lane

T2 Time from 1st intermed. to 2nd intermed.

T4 Time from 3rd intermediate to finish line

**Tyre data subject to further updates

| Lap | Lap Time | T1 | T2 | T3 | T4 | Speed | Lap | Lap Time | T1 | T2 | T3 | T4 | Speed | |
|----------------|-------------------|--|------------------|---------------------|---------|-------|----------------|-------------------|---------------------|------------------|---------------------|---------|--------|-------|
| 1st | 20 | Fabio QUARTARARO YAMAHA FRA Monster Energy Yamaha MotoGP | | | | | | 10 | 1'33.515 | 26.338 | 20.824 | 25.526 | 20.827 | 295.8 |
| | | | | | | | 11 | 1'37.233 P | 30.103 | 22.405 | 27.030 | 17.695 | 293.4 | |
| | | Runs=1 | Total laps=23 | Full laps=15 | | | Run # 2 | Front Tyre | Slick-Medium | Rear Tyre | Slick-Medium | | | |
| | | | | | | | | 11 Laps at start | | 11 Laps at start | | | | |
| Run # 1 | Front Tyre | Slick-Soft | Rear Tyre | Slick-Medium | | | | | | | | | | |
| | | New Tyre | | New Tyre | | | | | | | | | | |
| 1 | 3'13.481 | 20.595 | 23.535 | 27.386 | 22.633 | 289.5 | 12 | 1'34.628 | 21.500 | 24.842 | 26.577 | 21.709 | 293.4 | |
| 2 | 1'36.447 | 27.366 | 21.530 | 25.915 | 21.636 | 294.2 | 13 | 1'34.734 | 26.985 | 20.951 | 25.690 | 21.108 | 295.0 | |
| 3 | 1'34.605 | 26.533 | 21.157 | 25.675 | 21.240 | 293.4 | 14 | 1'33.229 | 26.191 | 20.683 | 25.384 | 20.971 | 295.8 | |
| 4 | 1'34.236 | 26.385 | 21.140 | 25.550 | 21.161 | 293.4 | 15 | 1'33.055 | 26.021 | 20.846 | 25.403 | 20.785 | 297.5 | |
| 5 | 1'33.637 | 26.247 | 21.056 | 25.354 | 20.980 | 294.2 | 16 | 1'37.195 * | 30.075* | 20.836 | 25.520 | 20.764 | 297.5 | |
| 6 | 1'33.075 | 26.063 | 20.887 | 25.244 | 20.881 | 294.2 | 17 | 1'33.326 * | 25.978 | 20.664 | 25.891* | 20.793* | 300.8 | |
| 7 | 1'38.119 | 25.958 | 20.907 | 29.535 | 21.719 | 281.2 | 18 | 1'32.537 | 25.941 | 20.669 | 25.288 | 20.639 | 299.1 | |
| 8 | 1'35.095 * | 26.125 | 21.061 | 26.504* | 21.405 | 293.4 | 19 | 1'41.799 * | 30.204* | 22.613 | 27.420 | 21.562 | 286.4 | |
| 9 | 1'33.068 * | 25.990 | 20.825 | 25.426* | 20.827 | 294.2 | 20 | 1'34.381 | 26.382 | 20.959 | 25.971 | 21.069 | 295.0 | |
| 10 | 1'36.824 * | 25.981 | 20.817 | 26.512* | 23.514 | 295.0 | 21 | 1'33.467 | 26.286 | 20.753 | 25.506 | 20.922 | 296.7 | |
| 11 | 1'33.069 | 25.947 | 20.822 | 25.236 | 21.064 | 294.2 | 22 | 1'33.408 | 26.193 | 20.763 | 25.621 | 20.831 | 297.5 | |
| 12 | 1'42.393 * | 32.229* | 22.194 | 26.740 | 21.230* | 284.9 | 23 | 1'33.214 | 26.206 | 20.735 | 25.465 | 20.808 | 297.5 | |
| 13 | 1'32.968 | 26.017 | 20.843 | 25.318 | 20.790 | 295.0 | | | | | | | | |
| 14 | 1'31.850 P | 25.927 | 20.793 | 26.864* | 18.266 | 296.7 | | | | | | | | |
| Run # 2 | Front Tyre | Slick-Medium | Rear Tyre | Slick-Medium | | | | | | | | | | |
| | | New Tyre | | 14 Laps at start | | | | | | | | | | |
| 15 | 1'32.242 | 19.508 | 21.949 | 29.044 | 21.741 | 250.0 | | | | | | | | |
| 16 | 1'33.322 | 26.214 | 20.966 | 25.275 | 20.867 | 294.2 | | | | | | | | |
| 17 | 1'32.831 | 25.945 | 20.898 | 25.183 | 20.805 | 295.0 | | | | | | | | |
| 18 | 1'32.498 | 25.911 | 20.790 | 25.134 | 20.663 | 295.0 | | | | | | | | |
| 19 | 1'36.326 | 25.940 | 22.508 | 26.397 | 21.481 | 291.8 | | | | | | | | |
| 20 | 1'32.731 | 25.959 | 20.716 | 25.278 | 20.778 | 295.0 | | | | | | | | |
| 21 | 1'34.520 * | 25.881 | 20.760 | 26.262* | 21.617 | 295.8 | | | | | | | | |
| 22 | 1'32.532 | 25.938 | 20.733 | 25.169 | 20.692 | 295.0 | | | | | | | | |
| 23 | 1'32.313 | 25.822 | 20.773 | 25.074 | 20.644 | 295.0 | | | | | | | | |
| 2nd | 43 | Jack MILLER DUCATI AUS Ducati Lenovo Team | | | | | | | | | | | | |
| | | Runs=1 | Total laps=23 | Full laps=15 | | | | | | | | | | |
| Run # 1 | Front Tyre | Slick-Medium | Rear Tyre | Slick-Medium | | | | | | | | | | |
| | | New Tyre | | New Tyre | | | | | | | | | | |
| 1 | 2'53.998 | 20.489 | 22.491 | 27.646 | 22.293 | 291.1 | | | | | | | | |
| 2 | 1'37.340 | 27.763 | 21.591 | 26.395 | 21.591 | 292.6 | | | | | | | | |
| 3 | 1'35.387 | 27.024 | 21.065 | 25.978 | 21.320 | 295.8 | | | | | | | | |
| 4 | 1'34.850 | 26.722 | 20.947 | 26.014 | 21.167 | 294.2 | | | | | | | | |
| 5 | 1'33.958 | 26.453 | 20.905 | 25.643 | 20.957 | 295.8 | | | | | | | | |
| 6 | 1'33.688 * | 26.301 | 20.858 | 25.593* | 20.936 | 297.5 | | | | | | | | |
| 7 | 1'33.841 | 26.178 | 21.009 | 25.724 | 20.930 | 296.7 | | | | | | | | |
| 8 | 1'33.677 | 26.222 | 20.856 | 25.673 | 20.926 | 296.7 | | | | | | | | |
| 9 | 1'41.313 * | 31.165* | 21.907 | 26.787 | 21.454 | 291.1 | | | | | | | | |
| Run # 2 | Front Tyre | Slick-Soft | Rear Tyre | Slick-Medium | | | | | | | | | | |
| | | New Tyre | | 6 Laps at start | | | | | | | | | | |
| 1 | 2'40.827 | 22.338 | 24.149 | 27.687 | 22.415 | 274.8 | | | | | | | | |
| 2 | 1'37.763 | 27.912 | 21.760 | 26.384 | 21.707 | 289.5 | | | | | | | | |
| 3 | 1'37.682 * | 26.968 | 21.358 | 26.330 | 23.026* | 287.2 | | | | | | | | |
| 4 | 1'34.487 | 26.629 | 21.486 | 25.465 | 20.907 | 297.5 | | | | | | | | |
| 5 | 1'34.092 * | 26.357 | 20.884 | 25.794* | 21.057 | 300.8 | | | | | | | | |
| 6 | 1'33.123 P | 26.642 | 21.070 | 25.959* | 19.452 | 299.1 | | | | | | | | |
| Run # 3 | Front Tyre | Slick-Medium | Rear Tyre | Slick-Soft | | | | | | | | | | |
| | | New Tyre | | New Tyre | | | | | | | | | | |
| 13 | 1'32.686 | 21.324 | 21.985 | 27.864 | 21.513 | 260.8 | | | | | | | | |
| 14 | 1'34.293 | 26.580 | 21.163 | 25.672 | 20.878 | 291.1 | | | | | | | | |
| 15 | 1'32.693 | 26.083 | 20.720 | 25.137 | 20.753 | 295.0 | | | | | | | | |
| 16 | 1'32.917 | 26.152 | 20.737 | 25.170 | 20.858 | 295.0 | | | | | | | | |
| 17 | 1'34.379 | 26.205 | 20.838 | 25.925 | 21.411 | 294.2 | | | | | | | | |
| 18 | 1'32.863 | 26.104 | 20.766 | 25.180 | 20.813 | 295.8 | | | | | | | | |
| 19 | 1'33.358 | 26.086 | 20.731 | 25.202 | 21.339 | 295.8 | | | | | | | | |

Fastest Lap: Fabio QUARTARARO Monster Energy Yama FRA **1'32.313** 25.822 20.773 25.074 20.644

These data/results cannot be reproduced, stored and/or transmitted in whole or in part by any manner of electronic, mechanical, photocopying, recording, broadcasting or otherwise now known or herein after developed without the previous express consent by the copyright owner, except for reproduction in daily press and regular printed publications on sale to the public within 60 days of the event related to those data/results and always provided that copyright symbol appears together as follows below.
© DORNA, 2022

Free Practice Nr. 1

MotoGP

| Lap | Lap Time | T1 | T2 | T3 | T4 | Speed | Lap | Lap Time | T1 | T2 | T3 | T4 | Speed |
|------------|-----------------|--------------------------|--------------|------------------|--------------|--------------|--------------|-----------------|--------|--------|---------|--------|-------|
| 4th | 41 | Alex ESPARGARO | | APRILIA | | SPA | 19 | 1'33.867 | 26.509 | 20.974 | 25.269 | 21.115 | 296.7 |
| | | Aprilia Racing | | | | | 20 | 1'32.923 * | 26.089 | 20.787 | 25.113* | 20.934 | 299.1 |
| | | Runs=2 | | Total laps=18 | | Full laps=11 | | | | | | | |
| | | Run # | 1 | Front Tyre | Slick-Medium | Rear Tyre | Slick-Medium | | | | | | |
| | | | | New Tyre | | New Tyre | | | | | | | |
| | | 1 | 2'33.378 | 20.430 | 22.997 | 27.442 | 22.594 | 288.7 | | | | | |
| 2 | 1'36.676 | 27.207 | 21.712 | 26.257 | 21.500 | 295.0 | | | | | | | |
| 3 | 1'36.869 | 26.535 | 21.172 | 27.056 | 22.106 | 296.7 | | | | | | | |
| 4 | 1'34.003 | 26.390 | 20.970 | 25.606 | 21.037 | 297.5 | | | | | | | |
| 5 | 1'33.456 | 26.211 | 20.846 | 25.468 | 20.931 | 296.7 | | | | | | | |
| 6 | 1'33.686 P | 27.308 | 22.338 | 26.704 | 17.336 | 287.2 | | | | | | | |
| Run # | 2 | Front Tyre | Slick-Medium | Rear Tyre | Slick-Medium | | | | | | | | |
| | | 6 Laps at start | | 6 Laps at start | | | | | | | | | |
| 7 | 1'30.769 | 20.281 | 22.013 | 26.522 | 21.953 | 293.4 | | | | | | | |
| 8 | 1'34.674 * | 26.589 | 21.195 | 25.736 | 21.154* | 294.2 | | | | | | | |
| 9 | 1'35.143 | 27.432 | 21.079 | 25.641 | 20.991 | 295.8 | | | | | | | |
| 10 | 1'33.606 | 26.214 | 20.994 | 25.401 | 20.997 | 296.7 | | | | | | | |
| 11 | 1'34.540 P | 26.563 | 22.782 | 27.445 | 17.750 | 270.0 | | | | | | | |
| Run # | 3 | Front Tyre | Slick-Medium | Rear Tyre | Slick-Medium | | | | | | | | |
| | | 11 Laps at start | | 11 Laps at start | | | | | | | | | |
| 12 | 1'29.230 * | 19.910 | 21.607 | 26.049* | 21.664 | 292.6 | | | | | | | |
| 13 | 1'33.956 | 26.255 | 20.981 | 25.594 | 21.126 | 295.0 | | | | | | | |
| 14 | 1'33.026 | 26.038 | 20.832 | 25.228 | 20.928 | 295.0 | | | | | | | |
| 15 | 1'32.959 | 25.917 | 20.761 | 25.334 | 20.947 | 297.5 | | | | | | | |
| 16 | 1'40.016 | 26.071 | 20.845 | 30.985 | 22.115 | 231.7 | | | | | | | |
| 17 | 1'33.354 * | 25.923 | 20.937 | 25.540* | 20.954 | 295.0 | | | | | | | |
| 18 | 1'32.698 | 25.918 | 20.751 | 25.214 | 20.815 | 296.7 | | | | | | | |
| 5th | 12 | Maverick VIÑALES | | APRILIA | | SPA | | | | | | | |
| | | Aprilia Racing | | | | | | | | | | | |
| | | Runs=2 | | Total laps=20 | | Full laps=14 | | | | | | | |
| | | Run # | 1 | Front Tyre | Slick-Medium | Rear Tyre | Slick-Medium | | | | | | |
| | | | | New Tyre | | New Tyre | | | | | | | |
| | | 1 | 2'35.700 | 20.521 | 22.620 | 27.587 | 22.552 | 292.6 | | | | | |
| 2 | 1'36.069 | 26.966 | 21.575 | 26.154 | 21.374 | 295.0 | | | | | | | |
| 3 | 1'34.278 | 26.356 | 21.151 | 25.591 | 21.180 | 299.1 | | | | | | | |
| 4 | 1'36.208 | 26.112 | 20.968 | 26.347 | 22.781 | 298.3 | | | | | | | |
| 5 | 1'33.644 | 26.239 | 20.818 | 25.493 | 21.094 | 299.1 | | | | | | | |
| 6 | 1'33.789 | 26.262 | 21.038 | 25.502 | 20.987 | 296.7 | | | | | | | |
| 7 | 1'33.388 | 26.006 | 20.853 | 25.393 | 21.136 | 299.1 | | | | | | | |
| 8 | 1'33.307 | 26.146 | 20.820 | 25.265 | 21.076 | 299.1 | | | | | | | |
| 9 | 1'33.322 | 26.135 | 20.825 | 25.355 | 21.007 | 295.8 | | | | | | | |
| 10 | 1'33.054 P | 25.978 | 22.217 | 26.988 | 17.871 | 291.8 | | | | | | | |
| Run # | 2 | Front Tyre | Slick-Medium | Rear Tyre | Slick-Medium | | | | | | | | |
| | | 10 Laps at start | | 10 Laps at start | | | | | | | | | |
| 11 | 1'29.347 | 20.474 | 21.511 | 25.931 | 21.431 | 295.8 | | | | | | | |
| 12 | 1'33.251 | 26.158 | 20.877 | 25.236 | 20.980 | 296.7 | | | | | | | |
| 13 | 1'33.138 | 25.981 | 20.916 | 25.279 | 20.962 | 297.5 | | | | | | | |
| 14 | 1'36.067 | 25.954 | 20.796 | 28.037 | 21.280 | 278.3 | | | | | | | |
| 15 | 1'32.992 | 25.987 | 20.755 | 25.380 | 20.870 | 297.5 | | | | | | | |
| 16 | 1'32.706 | 25.854 | 20.713 | 25.307 | 20.832 | 297.5 | | | | | | | |
| 17 | 1'30.836 P | 26.776 | 21.197 | 26.086* | 16.777 | 295.8 | | | | | | | |
| Run # | 3 | Front Tyre | Slick-Medium | Rear Tyre | Slick-Medium | | | | | | | | |
| | | 17 Laps at start | | 17 Laps at start | | | | | | | | | |
| 18 | 1'30.083 * | 20.385 | 21.437 | 26.920* | 21.341 | 297.5 | | | | | | | |
| 6th | 63 | Francesco BAGNAIA | | DUCATI | | ITA | | | | | | | |
| | | Ducati Lenovo Team | | | | | | | | | | | |
| | | Runs=2 | | Total laps=21 | | Full laps=12 | | | | | | | |
| | | Run # | 1 | Front Tyre | Slick-Medium | Rear Tyre | Slick-Medium | | | | | | |
| | | | | New Tyre | | New Tyre | | | | | | | |
| | | 1 | 2'39.557 | 21.359 | 23.503 | 27.832 | 22.836 | 288.0 | | | | | |
| 2 | 1'37.070 | 27.563 | 21.598 | 26.209 | 21.700 | 295.0 | | | | | | | |
| 3 | 1'36.521 * | 26.915* | 22.076 | 26.100 | 21.430 | 299.1 | | | | | | | |
| 4 | 1'34.918 * | 26.819 | 21.038 | 25.817 | 21.244* | 299.1 | | | | | | | |
| 5 | 1'34.242 | 26.501 | 20.897 | 25.553 | 21.291 | 298.3 | | | | | | | |
| 6 | 1'33.713 | 26.177 | 20.912 | 25.420 | 21.204 | 299.1 | | | | | | | |
| 7 | 1'33.408 | 26.137 | 20.756 | 25.421 | 21.094 | 298.3 | | | | | | | |
| 8 | 1'41.903 P | 34.290* | 21.943 | 28.804 | 16.866 | 263.4 | | | | | | | |
| Run # | 2 | Front Tyre | Slick-Medium | Rear Tyre | Slick-Medium | | | | | | | | |
| | | 8 Laps at start | | 8 Laps at start | | | | | | | | | |
| 9 | 1'35.218 | 22.786 | 22.067 | 28.517 | 21.848 | 181.2 | | | | | | | |
| 10 | 1'36.005 | 26.344 | 22.173 | 25.874 | 21.614 | 299.1 | | | | | | | |
| 11 | 1'37.168 | 29.404 | 21.079 | 25.522 | 21.163 | 297.5 | | | | | | | |
| 12 | 1'33.358 | 26.051 | 20.808 | 25.405 | 21.094 | 297.5 | | | | | | | |
| 13 | 1'33.156 | 26.050 | 20.808 | 25.302 | 20.996 | 297.5 | | | | | | | |
| 14 | 1'33.332 P | 26.120 | 23.233 | 27.067* | 16.912 | 291.8 | | | | | | | |
| Run # | 3 | Front Tyre | Slick-Medium | Rear Tyre | Slick-Medium | | | | | | | | |
| | | 14 Laps at start | | 14 Laps at start | | | | | | | | | |
| 15 | 1'29.571 | 20.976 | 21.595 | 25.653 | 21.347 | 297.5 | | | | | | | |
| 16 | 1'33.413 * | 26.136 | 20.841 | 25.313* | 21.123 | 298.3 | | | | | | | |
| 17 | 1'33.299 | 26.030 | 20.827 | 25.315 | 21.127 | 299.1 | | | | | | | |
| 18 | 1'32.929 | 25.973 | 20.748 | 25.225 | 20.983 | 300.0 | | | | | | | |
| 19 | 1'37.820 * | 29.358* | 21.610 | 25.795 | 21.057 | 296.7 | | | | | | | |
| 20 | 1'32.752 | 26.021 | 20.810 | 25.056 | 20.865 | 299.1 | | | | | | | |
| 21 | 1'45.572 | 36.738 | 21.329 | 26.112 | 21.393 | 298.3 | | | | | | | |
| 7th | 23 | Enea BASTIANINI | | DUCATI | | ITA | | | | | | | |
| | | Gresini Racing MotoGP | | | | | | | | | | | |
| | | Runs=1 | | Total laps=19 | | Full laps=14 | | | | | | | |
| | | Run # | 1 | Front Tyre | Slick-Medium | Rear Tyre | Slick-Medium | | | | | | |
| | | | | New Tyre | | New Tyre | | | | | | | |
| | | 1 | 2'43.680 | 21.343 | 22.668 | 27.546 | 22.304 | 280.5 | | | | | |
| 2 | 1'35.680 | 27.156 | 21.321 | 25.836 | 21.367 | 296.7 | | | | | | | |
| 3 | 1'35.335 | 26.742 | 21.195 | 26.002 | 21.396 | 300.8 | | | | | | | |
| 4 | 1'34.072 | 26.436 | 20.966 | 25.526 | 21.144 | 300.0 | | | | | | | |
| 5 | 1'35.141 | 26.634 | 21.441 | 25.793 | 21.273 | 297.5 | | | | | | | |
| 6 | 1'33.774 | 26.349 | 20.968 | 25.407 | 21.050 | 300.8 | | | | | | | |
| 7 | 1'37.380 | 26.259 | 24.023 | 25.959 | 21.139 | 295.8 | | | | | | | |
| 8 | 1'33.641 | 26.217 | 20.871 | 25.414 | 21.139 | 298.3 | | | | | | | |
| 9 | 1'34.982 P | 28.170 | 22.668 | 26.414 | 17.730 | 293.4 | | | | | | | |
| Run # | 2 | Front Tyre | Slick-Medium | Rear Tyre | Slick-Medium | | | | | | | | |
| | | 9 Laps at start | | 9 Laps at start | | | | | | | | | |
| 10 | 1'28.761 | 20.002 | 21.607 | 25.749 | 21.403 | 293.4 | | | | | | | |
| 11 | 1'33.634 | 26.184 | 20.959 | 25.349 | 21.142 | 293.4 | | | | | | | |
| 12 | 1'33.238 | 25.992 | 20.927 | 25.228 | 21.091 | 295.8 | | | | | | | |
| 13 | 1'33.052 * | 26.094 | 20.888 | 25.154 | 20.916* | 296.7 | | | | | | | |
| 14 | 1'36.461 | 28.238 | 21.606 | 25.600 | 21.017 | 295.0 | | | | | | | |
| 15 | 1'32.997 | 26.143 | 20.856 | 25.134 | 20.864 | 296.7 | | | | | | | |

Fastest Lap: Fabio QUARTARARO Monster Energy Yama FRA **1'32.313** 25.822 20.773 25.074 20.644

These data/results cannot be reproduced, stored and/or transmitted in whole or in part by any manner of electronic, mechanical, photocopying, recording, broadcasting or otherwise now known or herein after developed without the previous express consent by the copyright owner, except for reproduction in daily press and regular printed publications on sale to the public within 60 days of the event related to those data/results and always provided that copyright symbol appears together as follows below.
© DORNA, 2022

Official MotoGP Timing by TISSOT
www.motogp.com



Misano Adriatico, Friday, September 02, 2022 Page 2 of 7

Free Practice Nr. 1

MotoGP

| Lap | Lap Time | T1 | T2 | T3 | T4 | Speed | Lap | Lap Time | T1 | T2 | T3 | T4 | Speed |
|--------------------------------------|-----------------|-------------------|------------------|------------------|------------------|-------|--|-----------------|-------------------|------------------|------------------|------------------|-------|
| 16 | 1'32.843 | 25.960 | 20.784 | 25.184 | 20.915 | 297.5 | 13 | 1'33.803 | 26.231 | 20.944 | 25.512 | 21.116 | 295.8 |
| 17 | 1'43.896 * | 29.030* | 21.584 | 29.375 | 23.907 | 246.0 | 14 | 1'36.837 P | 30.868* | 22.998 | 25.951 | 17.020 | 296.7 |
| 18 | 1'32.838 | 26.092 | 20.799 | 25.091 | 20.856 | 300.0 | Run # 3 | | Front Tyre | Slick-Medium | Rear Tyre | Slick-Medium | |
| 19 | 1'41.442 | 31.725 | 21.352 | 27.195 | 21.170 | 281.9 | | | 14 Laps at start | | 14 Laps at start | | |
| 8th 42 Alex RINS SUZUKI SPA | | | | | | | 15th 5 Johann ZARCO DUCATI FRA | | | | | | |
| Team SUZUKI ECSTAR | | | | | | | Prima Pramac Racing | | | | | | |
| Runs=2 Total laps=22 Full laps=13 | | | | | | | Runs=2 Total laps=21 Full laps=15 | | | | | | |
| Run # | 1 | Front Tyre | Slick-Soft | Rear Tyre | Slick-Medium | | Run # | 1 | Front Tyre | Slick-Soft | Rear Tyre | Slick-Medium | |
| | | | New Tyre | | New Tyre | | | | | New Tyre | | New Tyre | |
| 1 | 2'29.300 | 22.019 | 23.942 | 28.151 | 23.344 | 284.2 | 1 | 2'09.574 | 21.100 | 23.679 | 27.476 | 22.601 | 291.1 |
| 2 | 1'37.572 | 27.890 | 21.793 | 26.036 | 21.853 | 298.3 | 2 | 1'36.817 | 27.383 | 21.582 | 26.237 | 21.615 | 291.8 |
| 3 | 1'35.739 | 27.104 | 21.501 | 25.845 | 21.289 | 294.2 | 3 | 1'34.544 | 26.743 | 21.219 | 25.521 | 21.061 | 292.6 |
| 4 | 1'34.451 | 26.530 | 21.151 | 25.689 | 21.081 | 295.0 | 4 | 1'34.161 | 26.286 | 21.029 | 25.595 | 21.251 | 295.0 |
| 5 | 1'34.655 | 26.441 | 21.429 | 25.715 | 21.070 | 295.0 | 5 | 1'34.336 | 26.549 | 20.990 | 25.858 | 20.939 | 296.7 |
| 6 | 1'36.347 * | 26.421 | 21.031 | 25.716* | 23.179 | 295.0 | 6 | 1'33.680 | 26.386 | 20.970 | 25.408 | 20.916 | 297.5 |
| 7 | 1'33.918 | 26.371 | 21.029 | 25.487 | 21.031 | 296.7 | 7 | 1'34.522 * | 26.540 | 21.258 | 25.688 | 21.036* | 293.4 |
| 8 | 1'33.302 | 26.205 | 20.862 | 25.303 | 20.932 | 295.8 | 8 | 1'33.507 | 26.266 | 20.956 | 25.441 | 20.844 | 293.4 |
| 9 | 1'35.145 P | 29.089* | 21.587 | 26.913 | 17.556 | 288.7 | 9 | 1'36.341 P | 29.449 | 22.525 | 27.118 | 17.249 | 291.1 |
| Run # | 2 | Front Tyre | Slick-Soft | Rear Tyre | Slick-Medium | | Run # | 2 | Front Tyre | Slick-Soft | Rear Tyre | Slick-Medium | |
| | | | 9 Laps at start | | 9 Laps at start | | | | | 9 Laps at start | | 9 Laps at start | |
| 10 | 1'30.614 | 19.788 | 22.060 | 27.113 | 21.653 | 276.9 | 10 | 1'30.575 | 19.995 | 22.529 | 26.585 | 21.466 | 288.0 |
| 11 | 1'33.697 | 26.375 | 20.967 | 25.355 | 21.000 | 295.0 | 11 | 1'34.036 | 26.643 | 21.015 | 25.433 | 20.945 | 292.6 |
| 12 | 1'40.927 * | 31.604* | 21.353 | 26.905* | 21.065 | 255.9 | 12 | 1'33.590 | 26.275 | 20.898 | 25.426 | 20.991 | 294.2 |
| 13 | 1'33.076 | 26.095 | 20.815 | 25.295 | 20.871 | 297.5 | 13 | 1'33.214 | 26.216 | 20.913 | 25.226 | 20.859 | 292.6 |
| 14 | 1'33.195 | 26.207 | 20.877 | 25.336 | 20.775 | 295.8 | 14 | 1'39.636 | 27.856 | 24.892 | 25.562 | 21.326 | 292.6 |
| 15 | 1'38.379 | 26.123 | 24.561 | 26.518 | 21.177 | 293.4 | 15 | 1'32.409 P | 26.283 | 20.921 | 26.812 | 18.393 | 289.5 |
| 16 | 1'32.639 P | 26.116 | 20.756 | 27.458 | 18.309 | 288.7 | Run # | 3 | Front Tyre | Slick-Soft | Rear Tyre | Slick-Medium | |
| Run # | 3 | Front Tyre | Slick-Soft | Rear Tyre | Slick-Medium | | | | | 15 Laps at start | | 15 Laps at start | |
| | | | 16 Laps at start | | 16 Laps at start | | | | | | | | |
| 17 | 1'37.789 | 24.333 | 24.186 | 26.988 | 22.282 | 291.1 | 16 | 1'27.884 | 19.071 | 21.930 | 25.751 | 21.132 | 292.6 |
| 18 | 1'38.012 * | 29.199 | 21.503 | 26.120* | 21.190 | 294.2 | 17 | 1'34.513 | 26.207 | 21.929 | 25.412 | 20.965 | 294.2 |
| 19 | 1'33.180 | 26.127 | 20.876 | 25.233 | 20.944 | 296.7 | 18 | 1'32.999 | 26.124 | 20.832 | 25.232 | 20.811 | 295.0 |
| 20 | 1'32.992 | 26.093 | 20.803 | 25.249 | 20.847 | 295.8 | 19 | 1'34.559 | 26.088 | 20.907 | 26.005 | 21.559 | 295.0 |
| 21 | 1'32.858 | 26.012 | 20.818 | 25.251 | 20.777 | 295.8 | 20 | 1'34.754 | 26.213 | 20.825 | 25.184 | 22.532 | 295.0 |
| 22 | 1'44.503 * | 31.866* | 25.034 | 26.285 | 21.318 | 292.6 | 21 | 1'43.844 | 26.169 | 21.041 | 34.416 | 22.218 | 203.3 |
| 9th 10 Luca MARINI DUCATI ITA | | | | | | | 11th 44 Poi ESPARGARO HONDA SPA | | | | | | |
| Mooney VR46 Racing Team | | | | | | | Repsol Honda Team | | | | | | |
| Runs=2 Total laps=20 Full laps=14 | | | | | | | Runs=2 Total laps=21 Full laps=14 | | | | | | |
| Run # | 1 | Front Tyre | Slick-Medium | Rear Tyre | Slick-Medium | | Run # | 1 | Front Tyre | Slick-Soft | Rear Tyre | Slick-Medium | |
| | | | New Tyre | | New Tyre | | | | | New Tyre | | New Tyre | |
| 1 | 2'39.668 | 20.690 | 23.313 | 27.807 | 22.739 | 282.7 | 1 | 2'11.323 | 19.702 | 22.942 | 27.239 | 22.525 | 291.1 |
| 2 | 1'37.265 | 27.705 | 21.782 | 26.125 | 21.653 | 291.8 | 2 | 1'37.361 | 27.631 | 21.704 | 26.459 | 21.567 | 294.2 |
| 3 | 1'36.069 | 26.996 | 21.415 | 26.228 | 21.430 | 292.6 | 3 | 1'34.677 | 26.515 | 21.108 | 25.894 | 21.160 | 296.7 |
| 4 | 1'35.003 * | 26.519 | 21.277 | 25.895* | 21.312 | 295.0 | 4 | 1'33.784 | 26.243 | 20.990 | 25.554 | 20.997 | 295.8 |
| 5 | 1'34.992 | 26.416 | 21.578 | 25.680 | 21.318 | 296.7 | 5 | 1'34.519 | 26.299 | 21.119 | 25.949 | 21.152 | 295.0 |
| 6 | 1'34.499 | 26.408 | 21.184 | 25.707 | 21.200 | 298.3 | 6 | 1'33.386 | 26.108 | 20.853 | 25.494 | 20.931 | 297.5 |
| 7 | 1'34.214 | 26.270 | 21.229 | 25.531 | 21.184 | 296.7 | 7 | 1'37.205 P | 29.091 | 22.256 | 27.598 | 18.260 | 282.7 |
| 8 | 1'40.651 P | 28.020 | 23.167 | 26.851 | 22.613 | 284.9 | | | | | | | |
| Run # | 2 | Front Tyre | Slick-Medium | Rear Tyre | Slick-Medium | | | | | | | | |
| | | | 8 Laps at start | | 8 Laps at start | | | | | | | | |
| 9 | 1'35.933 | 20.608 | 23.932 | 29.600 | 21.793 | 255.3 | | | | | | | |
| 10 | 1'34.668 | 26.587 | 21.225 | 25.629 | 21.227 | 295.8 | | | | | | | |
| 11 | 1'34.009 | 26.167 | 21.302 | 25.429 | 21.111 | 295.8 | | | | | | | |
| 12 | 1'33.699 | 26.198 | 20.927 | 25.494 | 21.080 | 295.0 | | | | | | | |

Fastest Lap: Fabio QUARTARARO Monster Energy Yama FRA **1'32.313** 25.822 20.773 25.074 20.644

These data/results cannot be reproduced, stored and/or transmitted in whole or in part by any manner of electronic, mechanical, photocopying, recording, broadcasting or otherwise now known or herein after developed without the previous express consent by the copyright owner, except for reproduction in daily press and regular printed publications on sale to the public within 60 days of the event related to those data/results and always provided that copyright symbol appears together as follows below.
© DORNA, 2022

Official MotoGP Timing by TISSOT
www.motogp.com



Free Practice Nr. 1

MotoGP

| Lap | Lap Time | T1 | T2 | T3 | T4 | Speed | Lap | Lap Time | T1 | T2 | T3 | T4 | Speed | | | | | |
|-----------------|-----------------------|------------------------|--------|---------|--------|-----------------|-----|------------|---------|--------|--------|--------|----------|--------|--------|--------|--------|-------|
| Run # 2 | Front Tyre Slick-Soft | Rear Tyre Slick-Medium | | | | | 1 | 2'42.558 | 20.231 | 23.273 | 27.243 | 22.824 | 292.6 | | | | | |
| 7 Laps at start | | | | | | 7 Laps at start | | | | | | 2 | 1'36.688 | 27.294 | 21.579 | 26.054 | 21.761 | 296.7 |
| 8 | 1'32.985 * | 21.762 | 22.520 | 27.081* | 21.622 | 291.1 | 3 | 1'35.252 | 26.559 | 21.290 | 25.900 | 21.503 | 300.0 | | | | | |
| 9 | 1'36.008 | 26.974 | 21.263 | 26.099 | 21.672 | 291.8 | 4 | 1'34.220 | 26.371 | 21.023 | 25.472 | 21.354 | 295.8 | | | | | |
| 10 | 1'36.543 | 26.183 | 22.963 | 26.019 | 21.378 | 292.6 | 5 | 1'34.845 | 26.319 | 21.536 | 25.651 | 21.339 | 297.5 | | | | | |
| 11 | 1'34.212 | 26.263 | 21.141 | 25.649 | 21.159 | 292.6 | 6 | 1'35.405 | 27.370 | 21.133 | 25.642 | 21.260 | 296.7 | | | | | |
| 12 | 1'33.880 | 26.125 | 20.975 | 25.607 | 21.173 | 294.2 | 7 | 1'34.042 | 26.298 | 21.063 | 25.411 | 21.270 | 295.8 | | | | | |
| 13 | 1'41.703 * | 30.902* | 22.319 | 26.888 | 21.594 | 287.2 | 8 | 1'34.209 | 26.256 | 20.981 | 25.700 | 21.272 | 294.2 | | | | | |
| 14 | 1'33.154 P | 26.117 | 22.716 | 27.045 | 17.276 | 288.0 | 9 | 1'35.944 P | 30.408* | 21.412 | 26.502 | 17.622 | 293.4 | | | | | |

12th 33 Brad BINDER KTM RSA
Red Bull KTM Factory Racing

| Run # | 1 | Front Tyre Slick-Medium | Rear Tyre Slick-Medium | Speed |
|-----------------------------------|------------|-------------------------|------------------------|--------|
| Runs=1 Total laps=24 Full laps=18 | | | | |
| 1 | 2'18.281 | 21.606 | 23.359 | 27.939 |
| 2 | 1'45.037 * | 34.415* | 22.003 | 26.703 |
| 3 | 1'37.172 | 27.526 | 21.353 | 26.633 |
| 4 | 1'34.818 | 26.592 | 21.222 | 25.667 |
| 5 | 1'34.937 | 26.704 | 21.184 | 25.756 |
| 6 | 1'42.334 | 26.469 | 27.629 | 26.616 |
| 7 | 1'34.317 | 26.295 | 21.200 | 25.663 |
| 8 | 1'34.420 | 26.310 | 21.115 | 25.823 |
| 9 | 1'48.048 * | 37.529* | 22.373 | 26.450 |
| 10 | 1'34.386 | 26.341 | 21.057 | 25.743 |
| 11 | 1'33.753 | 26.195 | 21.027 | 25.469 |
| 12 | 1'35.934 P | 30.260* | 21.471 | 26.040 |

| Run # | 2 | Front Tyre Slick-Medium | Rear Tyre Slick-Medium | Speed |
|------------------|------------|-------------------------|------------------------|---------|
| 12 Laps at start | | | | |
| 13 | 1'33.827 | 23.489 | 22.185 | 26.420 |
| 14 | 1'35.051 | 26.639 | 21.254 | 25.936 |
| 15 | 1'34.171 | 26.216 | 21.167 | 25.750 |
| 16 | 1'33.697 | 26.051 | 20.927 | 25.558 |
| 17 | 1'47.709 | 26.106 | 27.915 | 32.345 |
| 18 | 1'34.013 | 26.261 | 20.984 | 25.531 |
| 19 | 1'33.744 | 26.081 | 21.003 | 25.514 |
| 20 | 1'33.569 | 26.078 | 20.904 | 25.513 |
| 21 | 1'33.647 | 25.991 | 21.114 | 25.408 |
| 22 | 1'33.473 * | 26.042 | 20.824 | 25.587* |
| 23 | 1'33.997 | 26.236 | 21.073 | 25.708 |
| 24 | 1'33.207 | 26.043 | 20.812 | 25.343 |

13th 72 Marco BEZZECCHI DUCATI ITA
Mooney VR46 Racing Team

| Run # | 1 | Front Tyre Slick-Soft | Rear Tyre Slick-Medium | Speed |
|-----------------------------------|------------|-----------------------|------------------------|--------|
| Runs=2 Total laps=21 Full laps=16 | | | | |
| 17 | 1'28.208 | 19.035 | 21.661 | 26.019 |
| 18 | 1'34.042 | 26.289 | 20.975 | 25.679 |
| 19 | 1'34.295 * | 26.339* | 21.185 | 25.642 |
| 20 | 1'33.462 * | 26.113 | 20.916 | 25.466 |

14th 73 Alex MARQUEZ HONDA SPA
LCR Honda CASTROL

| Run # | 1 | Front Tyre Slick-Soft | Rear Tyre Slick-Medium | Speed |
|-----------------------------------|------------|-----------------------|------------------------|--------|
| Runs=2 Total laps=22 Full laps=14 | | | | |
| 18 | 1'32.838 | 20.056 | 25.367 | 25.931 |
| 19 | 1'36.763 | 28.806 | 21.414 | 25.350 |
| 20 | 1'33.720 | 26.101 | 21.457 | 25.082 |
| 21 | 1'33.218 | 26.069 | 20.875 | 25.280 |
| 1 | 2'07.750 | 20.848 | 23.624 | 27.422 |
| 2 | 1'39.143 | 27.287 | 21.720 | 26.448 |
| 3 | 1'35.096 | 26.687 | 21.489 | 25.560 |
| 4 | 1'34.420 | 26.288 | 21.208 | 25.674 |
| 5 | 1'33.696 | 26.181 | 21.082 | 25.380 |
| 6 | 1'34.133 | 26.433 | 21.110 | 25.429 |
| 7 | 1'33.695 | 26.236 | 20.987 | 25.358 |
| 8 | 1'33.622 | 26.218 | 21.105 | 25.275 |
| 9 | 1'32.399 P | 27.857 | 21.665 | 26.283 |

| Run # | 2 | Front Tyre Slick-Soft | Rear Tyre Slick-Medium | Speed |
|-----------------|------------|-----------------------|------------------------|--------|
| 9 Laps at start | | | | |
| 10 | 1'32.454 | 20.889 | 22.149 | 27.702 |
| 11 | 1'33.989 | 26.401 | 21.020 | 25.457 |
| 12 | 1'40.708 * | 30.389* | 21.298 | 27.910 |
| 13 | 1'33.436 | 26.180 | 20.914 | 25.396 |
| 14 | 1'33.463 | 26.134 | 20.956 | 25.302 |
| 15 | 1'33.280 | 26.013 | 20.842 | 25.379 |
| 16 | 1'34.143 P | 28.485* | 21.848 | 27.018 |

| Run # | 3 | Front Tyre Slick-Soft | Rear Tyre Slick-Medium | Speed |
|------------------|------------|-----------------------|------------------------|--------|
| 16 Laps at start | | | | |
| 17 | 1'28.208 | 19.035 | 21.661 | 26.019 |
| 18 | 1'34.042 | 26.289 | 20.975 | 25.679 |
| 19 | 1'34.295 * | 26.339* | 21.185 | 25.642 |
| 20 | 1'33.462 * | 26.113 | 20.916 | 25.466 |

Fastest Lap: Fabio QUARTARARO Monster Energy Yama FRA **1'32.313** 25.822 20.773 25.074 20.644

These data/results cannot be reproduced, stored and/or transmitted in whole or in part by any manner of electronic, mechanical, photocopying, recording, broadcasting or otherwise now known or herein after developed without the previous express consent by the copyright owner, except for reproduction in daily press and regular printed publications on sale to the public within 60 days of the event related to those data/results and always provided that copyright symbol appears together as follows below.
© DORNA, 2022

Official MotoGP Timing by TISSOT
www.motogp.com



Free Practice Nr. 1

MotoGP

| Lap | Lap Time | T1 | T2 | T3 | T4 | Speed | Lap | Lap Time | T1 | T2 | T3 | T4 | Speed |
|-----|-----------------|--------|--------|--------|---------------|-------|-----|-----------------|--------|--------|---------------|---------------|--------------|
| 21 | 1'33.253 | 26.095 | 20.846 | 25.411 | 20.901 | 296.7 | 18 | 1'46.122 | 28.313 | 29.395 | 27.202 | 21.212 | 295.8 |
| 22 | 1'44.385 | 35.015 | 21.571 | 26.205 | 21.594 | 292.6 | 19 | 1'33.829 | 26.410 | 21.102 | 25.293 | 21.024 | 296.7 |
| | | | | | | | 20 | 1'33.453 | 26.198 | 21.119 | 25.181 | 20.955 | 295.8 |

15th **30** **Takaaki NAKAGAMI** HONDA JPN
LCR Honda IDEMITSU

Runs=2 Total laps=19 Full laps=10

| Run # | 1 | Front Tyre | Slick-Soft | Rear Tyre | Slick-Medium | Speed |
|-------|-----------------|------------|------------|-----------|--------------|-------|
| | | | New Tyre | | New Tyre | |
| 1 | 2'19.186 | 21.982 | 23.718 | 27.665 | 23.085 | 292.6 |
| 2 | 1'37.496 | 27.774 | 21.880 | 26.192 | 21.650 | 292.6 |
| 3 | 1'35.341 | 26.644 | 21.334 | 26.116 | 21.247 | 288.0 |
| 4 | 1'34.037 * | 26.288 | 21.128 | 25.500* | 21.121 | 294.2 |
| 5 | 1'35.848 | 26.116 | 21.218 | 26.365 | 22.149 | 288.0 |
| 6 | 1'34.108 | 26.430 | 21.063 | 25.527 | 21.088 | 291.8 |
| 7 | 1'33.454 | 26.053 | 21.070 | 25.332 | 20.999 | 292.6 |
| 8 | 1'34.039 P | 28.060 | 22.300 | 27.178 | 16.501 | 268.6 |

| Run # | 2 | Front Tyre | Slick-Soft | Rear Tyre | Slick-Medium | Speed |
|-------|-----------------|------------|-----------------|---------------|-----------------|--------------|
| | | | 8 Laps at start | | 8 Laps at start | |
| 9 | 1'30.329 | 19.422 | 22.540 | 26.483 | 21.884 | 289.5 |
| 10 | 1'34.723 | 26.699 | 21.199 | 25.622 | 21.203 | 292.6 |
| 11 | 1'38.923 * | 31.104* | 21.193 | 25.605 | 21.021 | 295.0 |
| 12 | 1'33.649 | 26.225 | 21.022 | 25.307 | 21.095 | 295.8 |
| 13 | 1'36.460 * | 26.896* | 21.760 | 26.548 | 21.256 | 282.7 |
| 14 | 1'33.314 | 26.108 | 20.995 | 25.242 | 20.969 | 295.8 |
| 15 | 1'35.039 P | 28.286 | 23.413 | 25.978 | 17.362 | 295.0 |

| Run # | 3 | Front Tyre | Slick-Soft | Rear Tyre | Slick-Medium | Speed |
|-------|-----------------|---------------|------------------|-----------|------------------|-------|
| | | | 15 Laps at start | | 15 Laps at start | |
| 16 | 1'35.024 | 21.609 | 25.098 | 26.813 | 21.504 | 294.2 |
| 17 | 1'35.297 | 26.927 | 21.459 | 25.692 | 21.219 | 292.6 |
| 18 | 1'34.308 | 26.129 | 20.974 | 25.443 | 21.762 | 294.2 |
| 19 | 1'33.640 * | 26.047 | 21.020 | 25.314* | 21.259 | 294.2 |

16th **4** **Andrea DOVIZIOSO** YAMAHA ITA
WithU Yamaha RNF MotoGP Team

Runs=1 Total laps=20 Full laps=15

| Run # | 1 | Front Tyre | Slick-Soft | Rear Tyre | Slick-Medium | Speed |
|-------|-----------------|------------|------------|-----------|--------------|-------|
| | | | New Tyre | | New Tyre | |
| 1 | 2'28.431 | 21.664 | 24.244 | 28.407 | 22.809 | 278.3 |
| 2 | 1'38.292 | 27.730 | 22.043 | 26.648 | 21.871 | 288.0 |
| 3 | 1'36.545 * | 27.013 | 22.150 | 25.994 | 21.388* | 293.4 |
| 4 | 1'36.106 | 26.697 | 21.729 | 26.293 | 21.387 | 290.3 |
| 5 | 1'34.738 | 26.435 | 21.344 | 25.785 | 21.174 | 291.1 |
| 6 | 1'38.835 * | 29.872 | 21.747 | 25.880 | 21.336* | 292.6 |
| 7 | 1'34.119 | 26.261 | 21.116 | 25.583 | 21.159 | 294.2 |
| 8 | 1'42.084 | 26.336 | 21.175 | 25.822 | 28.751 | 292.6 |
| 9 | 1'34.614 | 26.292 | 21.245 | 25.755 | 21.322 | 289.5 |
| 10 | 1'33.611 | 26.155 | 20.962 | 25.418 | 21.076 | 291.1 |
| 11 | 1'39.586 P | 30.576 | 24.573 | 27.586* | 16.851 | 281.9 |

| Run # | 2 | Front Tyre | Slick-Soft | Rear Tyre | Slick-Medium | Speed |
|-------|-----------------|---------------|------------------|-----------|------------------|-------|
| | | | 11 Laps at start | | 11 Laps at start | |
| 12 | 1'32.380 | 20.857 | 22.885 | 26.905 | 21.733 | 287.2 |
| 13 | 1'35.854 | 26.962 | 21.574 | 25.910 | 21.408 | 289.5 |
| 14 | 1'34.806 | 26.345 | 21.152 | 25.899 | 21.410 | 290.3 |
| 15 | 1'33.572 | 26.146 | 21.021 | 25.336 | 21.069 | 293.4 |
| 16 | 1'34.358 | 26.382 | 21.074 | 25.594 | 21.308 | 292.6 |
| 17 | 1'33.435 | 26.077 | 20.913 | 25.416 | 21.029 | 291.8 |

17th **21** **Franco MORBIDELLI** YAMAHA ITA
Monster Energy Yamaha MotoGP

Runs=1 Total laps=24 Full laps=14

| Run # | 1 | Front Tyre | Slick-Soft | Rear Tyre | Slick-Medium | Speed |
|-------|-----------------|------------|---------------|-----------|--------------|--------------|
| | | | New Tyre | | New Tyre | |
| 1 | 1'58.117 | 21.704 | 23.585 | 27.745 | 22.890 | 288.0 |
| 2 | 1'38.667 | 27.744 | 22.199 | 26.793 | 21.931 | 289.5 |
| 3 | 1'36.272 | 26.924 | 21.452 | 26.254 | 21.642 | 289.5 |
| 4 | 1'35.743 | 26.550 | 21.640 | 26.155 | 21.398 | 288.7 |
| 5 | 1'34.672 | 26.331 | 21.243 | 25.845 | 21.253 | 290.3 |
| 6 | 1'34.754 | 26.281 | 21.295 | 25.925 | 21.253 | 291.8 |
| 7 | 1'34.455 | 26.287 | 21.148 | 25.893 | 21.127 | 291.1 |
| 8 | 1'34.115 | 26.281 | 21.056 | 25.728 | 21.050 | 291.8 |
| 9 | 1'39.097 | 26.308 | 21.984 | 28.923 | 21.882 | 247.7 |
| 10 | 1'34.501 | 26.261 | 21.124 | 25.725 | 21.391 | 293.4 |
| 11 | 1'33.833 * | 26.193 | 21.072 | 25.535* | 21.033 | 293.4 |
| 12 | 1'43.804 * | 32.709* | 22.043 | 27.288 | 21.764 | 270.0 |
| 13 | 1'33.562 | 26.157 | 20.912 | 25.577 | 20.916 | 292.6 |
| 14 | 1'39.922 | 28.886 | 21.903 | 27.795 | 21.338 | 267.9 |
| 15 | 1'35.707 P | 26.434 | 24.515 | 26.588* | 18.170 | 289.5 |

| Run # | 2 | Front Tyre | Slick-Soft | Rear Tyre | Slick-Medium | Speed |
|-------|-----------------|---------------|------------------|---------------|------------------|-------|
| | | | 15 Laps at start | | 15 Laps at start | |
| 16 | 1'34.265 | 24.553 | 21.940 | 26.139 | 21.633 | 291.8 |
| 17 | 1'34.215 | 26.381 | 21.277 | 25.484 | 21.073 | 293.4 |
| 18 | 1'42.170 * | 33.457* | 21.858 | 25.831 | 21.024 | 291.8 |
| 19 | 1'38.682 * | 30.024* | 21.501 | 26.043* | 21.114 | 293.4 |
| 20 | 1'33.675 | 26.315 | 20.993 | 25.456 | 20.911 | 292.6 |
| 21 | 1'33.574 * | 26.169 | 21.008 | 25.531* | 20.866 | 293.4 |
| 22 | 1'33.451 * | 26.013 | 20.983 | 25.573* | 20.882 | 292.6 |
| 23 | 1'42.003 | 26.534 | 27.442 | 26.628 | 21.399 | 284.2 |
| 24 | 1'40.117 * | 26.140 | 20.922 | 27.208* | 25.847 | 291.8 |

18th **88** **Miguel OLIVEIRA** KTM POR
Red Bull KTM Factory Racing

Runs=2 Total laps=21 Full laps=13

| Run # | 1 | Front Tyre | Slick-Medium | Rear Tyre | Slick-Medium | Speed |
|-------|-----------------|------------|---------------|-----------|--------------|--------------|
| | | | New Tyre | | New Tyre | |
| 1 | 2'24.085 | 22.490 | 23.961 | 27.762 | 22.839 | 288.7 |
| 2 | 1'37.636 | 27.880 | 21.703 | 26.398 | 21.655 | 292.6 |
| 3 | 1'34.975 | 26.736 | 21.032 | 25.945 | 21.262 | 297.5 |
| 4 | 1'34.241 | 26.602 | 20.977 | 25.623 | 21.039 | 295.0 |
| 5 | 1'34.256 | 26.441 | 21.024 | 25.625 | 21.166 | 297.5 |
| 6 | 1'42.027 * | 30.700* | 23.912 | 26.019 | 21.396 | 298.3 |
| 7 | 1'33.839 | 26.357 | 20.930 | 25.609 | 20.943 | 294.2 |
| 8 | 1'33.636 | 26.217 | 20.810 | 25.699 | 20.910 | 293.4 |
| 9 | 1'33.818 P | 28.399* | 21.367 | 26.940 | 17.112 | 284.2 |

| Run # | 2 | Front Tyre | Slick-Medium | Rear Tyre | Slick-Medium | Speed |
|-------|-----------------|------------|-----------------|-----------|-----------------|-------|
| | | | 9 Laps at start | | 9 Laps at start | |
| 10 | 1'35.576 | 21.584 | 26.269 | 26.204 | 21.519 | 293.4 |
| 11 | 1'34.490 * | 26.615 | 21.035 | 25.804* | 21.036 | 292.6 |
| 12 | 1'34.018 | 26.244 | 21.034 | 25.712 | 21.028 | 295.8 |
| 13 | 1'37.283 | 26.265 | 22.631 | 27.185 | 21.202 | 281.9 |

Fastest Lap: Fabio QUARTARARO Monster Energy Yama FRA **1'32.313** 25.822 20.773 25.074 20.644

These data/results cannot be reproduced, stored and/or transmitted in whole or in part by any manner of electronic, mechanical, photocopying, recording, broadcasting or otherwise now known or herein after developed without the previous express consent by the copyright owner, except for reproduction in daily press and regular printed publications on sale to the public within 60 days of the event related to those data/results and always provided that copyright symbol appears together as follows below.
© DORNA, 2022



Free Practice Nr. 1

MotoGP

| Lap | Lap Time | T1 | T2 | T3 | T4 | Speed | Lap | Lap Time | T1 | T2 | T3 | T4 | Speed |
|------------------|-------------------------|------------------------|--------|---------|--------|------------------|---------|-------------------------|------------------------|--------|---------|--------|-------|
| 14 | 1'33.660 * | 26.215 | 20.949 | 25.591* | 20.905 | 295.8 | Run # 2 | Front Tyre Slick-Medium | Rear Tyre Slick-Medium | | | | |
| 15 | 1'36.945 P | 27.783 | 22.420 | 28.880 | 17.862 | 197.0 | | New Tyre | 9 Laps at start | | | | |
| Run # 3 | Front Tyre Slick-Medium | Rear Tyre Slick-Medium | | | | | | | | | | | |
| 15 Laps at start | | | | | | 15 Laps at start | | | | | | | |
| 16 | 1'35.137 | 20.687 | 21.853 | 31.105 | 21.492 | 135.8 | 10 | 1'32.037 | 20.828 | 22.649 | 26.680 | 21.880 | 291.1 |
| 17 | 1'34.306 | 26.651 | 20.991 | 25.721 | 20.943 | 295.8 | 11 | 1'36.153 | 26.709 | 21.090 | 25.821 | 22.533 | 292.6 |
| 18 | 1'33.672 | 26.291 | 20.932 | 25.479 | 20.970 | 296.7 | 12 | 1'33.735 * | 26.387 | 20.778 | 25.492* | 21.078 | 297.5 |
| 19 | 1'34.114 | 26.336 | 20.887 | 25.835 | 21.056 | 295.8 | 13 | 1'38.579 | 26.461 | 24.514 | 26.143 | 21.461 | 294.2 |
| 20 | 1'33.993 | 26.347 | 20.948 | 25.705 | 20.993 | 295.0 | 14 | 1'33.920 | 26.342 | 20.917 | 25.609 | 21.052 | 295.0 |
| 21 | 1'41.223 | 29.422 | 23.151 | 26.834 | 21.816 | 288.0 | 15 | 1'33.232 P | 28.873* | 21.213 | 26.379 | 16.767 | 295.0 |

19th 25 Raul FERNANDEZ KTM SPA
Tech3 KTM Factory Racing

Runs=2 Total laps=21 Full laps=13

| Run # | 1 | Front Tyre | Slick-Medium | Rear Tyre | Slick-Medium | Speed |
|-------|------------|------------|--------------|-----------|--------------|-------|
| | | | New Tyre | New Tyre | | |
| 1 | 2'18.738 | 21.913 | 23.117 | 28.002 | 23.545 | 280.5 |
| 2 | 1'37.242 | 27.367 | 21.767 | 26.538 | 21.570 | 292.6 |
| 3 | 1'36.537 | 27.038 | 21.474 | 25.998 | 22.027 | 291.1 |
| 4 | 1'35.009 | 26.610 | 21.317 | 25.791 | 21.291 | 294.2 |
| 5 | 1'39.820 | 26.441 | 22.466 | 26.938 | 23.975 | 290.3 |
| 6 | 1'34.610 | 26.619 | 21.001 | 25.596 | 21.394 | 295.0 |
| 7 | 1'42.963 | 26.443 | 21.275 | 27.955 | 27.290 | 260.2 |
| 8 | 1'30.608 P | 26.618 | 20.985 | 25.683 | 17.322 | 295.0 |

| Run # | 2 | Front Tyre | Slick-Medium | Rear Tyre | Slick-Medium | Speed |
|-------|------------|------------|-----------------|-----------|-----------------|-------|
| | | | 8 Laps at start | | 8 Laps at start | |
| 9 | 1'31.951 | 21.265 | 22.277 | 26.733 | 21.676 | 290.3 |
| 10 | 1'41.726 | 26.561 | 23.273 | 30.141 | 21.751 | 216.0 |
| 11 | 1'34.303 | 26.444 | 21.171 | 25.544 | 21.144 | 296.7 |
| 12 | 1'40.175 * | 31.625* | 21.367 | 25.974 | 21.209 | 291.1 |
| 13 | 1'33.894 | 26.453 | 20.908 | 25.359 | 21.174 | 296.7 |
| 14 | 1'34.022 | 26.314 | 21.089 | 25.462 | 21.157 | 295.0 |
| 15 | 1'38.179 P | 29.763* | 22.221 | 27.382 | 18.813 | 287.2 |

| Run # | 3 | Front Tyre | Slick-Medium | Rear Tyre | Slick-Medium | Speed |
|-------|------------|------------|------------------|-----------|------------------|-------|
| | | | 15 Laps at start | | 15 Laps at start | |
| 16 | 1'34.453 | 23.417 | 22.052 | 26.916 | 22.068 | 291.1 |
| 17 | 1'38.104 * | 28.144* | 21.646 | 27.035 | 21.279 | 293.4 |
| 18 | 1'34.390 | 26.452 | 20.980 | 25.454 | 21.504 | 297.5 |
| 19 | 1'34.185 | 26.299 | 21.018 | 25.636 | 21.232 | 296.7 |
| 20 | 1'33.687 | 26.343 | 20.906 | 25.404 | 21.034 | 295.8 |
| 21 | 1'48.464 * | 35.377* | 22.408 | 27.049 | 23.630 | 286.4 |

20th 89 Jorge MARTIN DUCATI SPA
Prima Pramac Racing

Runs=2 Total laps=21 Full laps=10

| Run # | 1 | Front Tyre | Slick-Soft | Rear Tyre | Slick-Medium | Speed |
|-------|------------|------------|------------|-----------|--------------|-------|
| | | | New Tyre | New Tyre | | |
| 1 | 2'40.412 | 20.427 | 23.126 | 27.965 | 22.529 | 277.6 |
| 2 | 1'39.519 * | 28.000 | 21.713 | 26.555 | 23.251* | 291.8 |
| 3 | 1'35.799 | 27.133 | 21.302 | 25.920 | 21.444 | 296.7 |
| 4 | 1'36.236 * | 27.762* | 21.393 | 25.713 | 21.368* | 298.3 |
| 5 | 1'34.402 | 26.502 | 21.192 | 25.571 | 21.137 | 298.3 |
| 6 | 1'34.062 | 26.443 | 21.060 | 25.469 | 21.090 | 298.3 |
| 7 | 1'39.512 | 26.427 | 23.774 | 26.882 | 22.429 | 293.4 |
| 8 | 1'33.908 | 26.429 | 20.851 | 25.461 | 21.167 | 295.0 |
| 9 | 1'34.322 P | 28.865* | 21.483 | 26.615 | 17.359 | 295.8 |

| Run # | 3 | Front Tyre | Slick-Medium | Rear Tyre | Slick-Medium | Speed |
|-------|------------|------------|-----------------|-----------|------------------|-------|
| | | | 6 Laps at start | | 15 Laps at start | |
| 16 | 1'29.724 | 20.103 | 22.044 | 26.393 | 21.184 | 295.0 |
| 17 | 1'37.835 * | 26.366 | 24.339 | 25.821 | 21.309* | 295.0 |
| 18 | 1'33.830 | 26.357 | 20.882 | 25.583 | 21.008 | 295.0 |
| 19 | 1'34.203 * | 26.594* | 20.845 | 25.637 | 21.127 | 297.5 |
| 20 | 1'39.175 | 26.502 | 23.211 | 27.484 | 21.978 | 294.2 |
| 21 | 1'40.313 * | 30.041* | 21.371 | 26.499 | 22.402 | 295.0 |

21st 6 Stefan BRADL HONDA GER
Repsol Honda Team

Runs=2 Total laps=20 Full laps=14

| Run # | 1 | Front Tyre | Slick-Soft | Rear Tyre | Slick-Medium | Speed |
|-------|------------|------------|------------|-----------|--------------|-------|
| | | | New Tyre | New Tyre | | |
| 1 | 2'06.930 | 21.741 | 23.373 | 27.807 | 22.761 | 283.4 |
| 2 | 1'37.492 | 27.500 | 21.708 | 26.496 | 21.788 | 289.5 |
| 3 | 1'35.677 | 26.864 | 21.285 | 26.027 | 21.501 | 291.8 |
| 4 | 1'34.816 | 26.669 | 21.061 | 25.824 | 21.262 | 291.8 |
| 5 | 1'34.142 | 26.480 | 20.918 | 25.548 | 21.196 | 293.4 |
| 6 | 1'34.028 | 26.441 | 20.919 | 25.549 | 21.119 | 293.4 |
| 7 | 1'36.752 P | 30.388* | 21.949 | 27.320 | 17.095 | 275.5 |

| Run # | 2 | Front Tyre | Slick-Soft | Rear Tyre | Slick-Medium | Speed |
|-------|------------|------------|-----------------|-----------|-----------------|-------|
| | | | 7 Laps at start | | 7 Laps at start | |
| 8 | 1'33.273 | 22.692 | 22.026 | 26.649 | 21.906 | 291.8 |
| 9 | 1'34.962 | 26.870 | 20.999 | 25.815 | 21.278 | 292.6 |
| 10 | 1'34.211 | 26.452 | 20.938 | 25.591 | 21.230 | 294.2 |
| 11 | 1'39.389 | 26.489 | 20.867 | 26.512 | 25.521 | 294.2 |
| 12 | 1'39.461 | 26.655 | 20.821 | 30.227 | 21.758 | 272.7 |
| 13 | 1'33.855 | 26.419 | 20.970 | 25.423 | 21.043 | 295.0 |
| 14 | 1'38.682 P | 31.536* | 22.115 | 27.159 | 17.872 | 286.4 |

| Run # | 3 | Front Tyre | Slick-Medium | Rear Tyre | Slick-Medium | Speed |
|-------|------------|------------|--------------|------------------|--------------|-------|
| | | | New Tyre | 14 Laps at start | | |
| 15 | 1'32.010 | 20.861 | 22.519 | 26.823 | 21.807 | 290.3 |
| 16 | 1'41.780 | 27.039 | 23.364 | 29.258 | 22.119 | 267.3 |
| 17 | 1'34.221 | 26.517 | 20.976 | 25.480 | 21.248 | 294.2 |
| 18 | 1'40.213 * | 32.554* | 21.015 | 25.536 | 21.108 | 295.0 |
| 19 | 1'33.859 | 26.477 | 20.844 | 25.517 | 21.021 | 294.2 |
| 20 | 1'34.038 | 26.401 | 20.787 | 25.745 | 21.105 | 296.7 |

22nd 49 Fabio DI GIANNANTONI DUCATI ITA
Gresini Racing MotoGP

Runs=2 Total laps=20 Full laps=11

| Run # | 1 | Front Tyre | Slick-Soft | Rear Tyre | Slick-Medium | Speed |
|-------|------------|------------|------------|-----------|--------------|-------|
| | | | New Tyre | New Tyre | | |
| 1 | 2'40.361 | 21.468 | 23.480 | 27.808 | 22.842 | 284.9 |
| 2 | 1'37.911 | 27.766 | 21.693 | 26.614 | 21.838 | 291.8 |
| 3 | 1'36.362 | 27.052 | 21.352 | 26.269 | 21.689 | 295.0 |
| 4 | 1'35.305 * | 26.806 | 21.262 | 25.852 | 21.385* | 296.7 |

Fastest Lap: Fabio QUARTARARO Monster Energy Yama FRA 1'32.313 25.822 20.773 25.074 20.644

These data/results cannot be reproduced, stored and/or transmitted in whole or in part by any manner of electronic, mechanical, photocopying, recording, broadcasting or otherwise now known or herein after developed without the previous express consent by the copyright owner, except for reproduction in daily press and regular printed publications on sale to the public within 60 days of the event related to those data/results and always provided that copyright symbol appears together as follows below.
© DORNA, 2022



Free Practice Nr. 1

MotoGP

| Lap | Lap Time | T1 | T2 | T3 | T4 | Speed | Lap | Lap Time | T1 | T2 | T3 | T4 | Speed |
|---|------------|---------|--------|---------|---------|-------|---|------------|---------|--------|--------|--------|-------|
| 5 | 1'35.393 * | 26.452 | 21.123 | 26.217* | 21.601* | 298.3 | 3 | 1'37.738 | 27.507 | 22.113 | 26.444 | 21.674 | 292.6 |
| 6 | 1'34.432 | 26.437 | 21.070 | 25.698 | 21.227 | 298.3 | 4 | 1'37.088 * | 27.461* | 21.658 | 26.436 | 21.533 | 290.3 |
| 7 | 1'34.257 | 26.361 | 21.056 | 25.628 | 21.212 | 296.7 | 5 | 1'36.778 | 27.017 | 21.487 | 26.561 | 21.713 | 290.3 |
| 8 | 1'34.133 | 26.294 | 21.082 | 25.555 | 21.202 | 295.0 | 6 | 1'38.797 * | 28.877* | 21.686 | 26.499 | 21.735 | 291.8 |
| 9 | 1'37.779 P | 26.389 | 24.723 | 27.623 | 19.044 | 286.4 | 7 | 1'35.425 | 26.645 | 21.205 | 26.125 | 21.450 | 290.3 |
| Run # 2 Front Tyre Slick-Medium Rear Tyre Slick-Medium New Tyre 9 Laps at start | | | | | | | Run # 2 Front Tyre Slick-Soft Rear Tyre Slick-Medium 8 Laps at start 8 Laps at start | | | | | | |
| 10 | 1'33.564 | 21.282 | 23.623 | 26.651 | 22.008 | 292.6 | 9 | 1'33.759 | 22.995 | 22.220 | 26.768 | 21.776 | 289.5 |
| 11 | 1'34.569 | 26.566 | 21.078 | 25.659 | 21.266 | 292.6 | 10 | 1'35.980 | 26.858 | 21.438 | 26.201 | 21.483 | 291.1 |
| 12 | 1'33.897 | 26.276 | 20.919 | 25.524 | 21.178 | 293.4 | 11 | 1'42.235 * | 29.600* | 21.747 | 28.915 | 21.973 | 288.0 |
| 13 | 1'33.948 | 26.304 | 20.969 | 25.509 | 21.166 | 293.4 | 12 | 1'34.836 | 26.682 | 21.142 | 25.794 | 21.218 | 292.6 |
| 14 | 1'34.154 | 26.221 | 21.092 | 25.525 | 21.316 | 294.2 | 13 | 1'35.127 | 26.518 | 21.185 | 26.015 | 21.409 | 291.1 |
| 15 | 1'39.993 * | 30.404* | 21.772 | 26.297 | 21.520* | 291.1 | 14 | 1'35.573 | 26.698 | 21.210 | 26.271 | 21.394 | 291.1 |
| 16 | 1'41.754 * | 26.246 | 24.453 | 29.264 | 21.791* | 238.9 | 15 | 1'38.322 P | 31.825* | 21.670 | 26.563 | 18.264 | 289.5 |
| 17 | 1'34.502 | 26.594 | 21.039 | 25.617 | 21.252 | 293.4 | Run # 3 Front Tyre Slick-Soft Rear Tyre Slick-Medium 15 Laps at start 15 Laps at start | | | | | | |
| 18 | 1'33.967 | 26.259 | 21.099 | 25.455 | 21.154 | 294.2 | 16 | 1'41.972 | 19.521 | 22.028 | 31.689 | 28.734 | 160.2 |
| 19 | 1'35.784 P | 26.277 | 23.810 | 26.178 | 19.519 | 295.8 | 17 | 1'40.403 | 27.097 | 21.887 | 30.007 | 21.412 | 279.7 |
| Run # 3 Front Tyre Slick-Medium Rear Tyre Slick-Medium 10 Laps at start 19 Laps at start | | | | | | | 18 | 1'35.156 | 26.719 | 21.179 | 25.837 | 21.421 | 294.2 |
| 20 | 1'39.585 | 21.339 | 28.188 | 27.314 | 22.744 | 289.5 | | | | | | | |

23rd 87 Remy GARDNER KTM AUS
Tech3 KTM Factory Racing

25th 92 Kazuki WATANABE SUZUKI JPN
Team SUZUKI ECSTAR

Runs=2 Total laps=18 Full laps=10

| Run # | 1 | Front Tyre | Slick-Medium | Rear Tyre | Slick-Medium | Speed |
|---|------------|------------|--------------|-----------|--------------|-------|
| New Tyre New Tyre | | | | | | |
| 1 | 2'12.058 | 21.351 | 24.241 | 28.098 | 22.998 | 279.7 |
| 2 | 1'38.314 | 27.675 | 22.019 | 26.818 | 21.802 | 291.1 |
| 3 | 1'36.859 | 26.982 | 21.740 | 26.361 | 21.776 | 289.5 |
| 4 | 1'36.619 | 27.182 | 21.548 | 26.364 | 21.525 | 289.5 |
| 5 | 1'42.651 * | 31.485* | 21.697 | 27.786 | 21.683 | 271.3 |
| 6 | 1'35.021 | 26.504 | 21.245 | 25.984 | 21.288 | 290.3 |
| 7 | 1'42.837 * | 26.523 | 21.368 | 25.911 | 29.035* | 290.3 |
| 8 | 1'37.125 P | 26.540 | 21.239 | 25.894 | 23.452 | 291.8 |
| Run # 2 Front Tyre Slick-Medium Rear Tyre Slick-Medium 8 Laps at start 8 Laps at start | | | | | | |
| 9 | 1'39.392 | 24.549 | 23.116 | 27.509 | 24.218 | 284.9 |
| 10 | 1'36.426 | 27.076 | 21.634 | 26.241 | 21.475 | 286.4 |
| 11 | 1'35.228 | 26.584 | 21.239 | 25.878 | 21.527 | 288.7 |
| 12 | 1'42.647 * | 26.457 | 21.319 | 26.293* | 28.578 | 288.0 |
| 13 | 1'34.577 | 26.416 | 21.141 | 25.679 | 21.341 | 291.1 |
| 14 | 1'34.165 | 26.425 | 21.044 | 25.538 | 21.158 | 291.1 |
| 15 | 1'49.611 P | 34.058* | 25.400 | 31.226 | 18.927 | 264.0 |
| Run # 3 Front Tyre Slick-Medium Rear Tyre Slick-Medium 15 Laps at start 15 Laps at start | | | | | | |
| 16 | 1'54.578 | 24.479 | 22.912 | 35.624 | 31.563 | 144.1 |
| 17 | 1'40.870 | 27.248 | 21.709 | 26.278 | 25.635 | 288.7 |
| 18 | 1'34.588 | 26.557 | 21.157 | 25.662 | 21.212 | 292.6 |

Runs=1 Total laps=23 Full laps=17

| Run # | 1 | Front Tyre | Slick-Soft | Rear Tyre | Slick-Soft | Speed |
|---|------------|------------|------------|-----------|------------|-------|
| New Tyre New Tyre | | | | | | |
| 1 | 2'52.855 | 22.426 | 25.691 | 29.910 | 23.778 | 268.6 |
| 2 | 1'46.105 | 29.491 | 24.552 | 28.959 | 23.103 | 279.7 |
| 3 | 1'42.473 | 28.861 | 22.899 | 28.089 | 22.624 | 284.2 |
| 4 | 1'40.426 | 28.040 | 22.555 | 27.517 | 22.314 | 284.9 |
| 5 | 1'40.222 | 28.098 | 22.417 | 27.511 | 22.196 | 287.2 |
| 6 | 1'39.611 | 27.882 | 22.175 | 27.414 | 22.140 | 284.2 |
| 7 | 1'39.967 | 27.701 | 22.853 | 27.429 | 21.984 | 289.5 |
| 8 | 1'39.447 | 27.678 | 22.088 | 27.605 | 22.076 | 286.4 |
| 9 | 1'39.439 | 27.680 | 22.308 | 27.311 | 22.140 | 288.0 |
| 10 | 1'42.630 * | 29.583 | 23.149 | 27.879* | 22.019 | 289.5 |
| 11 | 1'39.401 | 27.584 | 22.166 | 26.928 | 22.723 | 287.2 |
| 12 | 1'39.276 P | 27.958 | 25.469 | 27.408 | 18.441 | 285.7 |
| Run # 2 Front Tyre Slick-Soft Rear Tyre Slick-Soft 12 Laps at start 12 Laps at start | | | | | | |
| 13 | 1'38.135 | 23.939 | 24.511 | 27.319 | 22.366 | 286.4 |
| 14 | 1'39.231 | 27.689 | 22.223 | 27.261 | 22.058 | 288.7 |
| 15 | 1'38.586 | 27.575 | 21.856 | 26.944 | 22.211 | 289.5 |
| 16 | 1'38.680 | 27.529 | 22.296 | 26.984 | 21.871 | 288.7 |
| 17 | 1'39.257 | 27.563 | 23.153 | 26.734 | 21.807 | 291.8 |
| 18 | 1'37.846 | 27.297 | 21.816 | 26.857 | 21.876 | 289.5 |
| 19 | 1'37.722 | 27.428 | 21.885 | 26.689 | 21.720 | 289.5 |
| 20 | 1'37.852 | 27.473 | 21.787 | 26.807 | 21.785 | 291.1 |
| 21 | 1'45.313 * | 33.553* | 23.507 | 26.598* | 21.655 | 291.1 |
| 22 | 1'39.306 * | 27.290 | 23.705 | 26.598* | 21.713 | 291.1 |
| 23 | 1'37.294 | 27.241 | 21.713 | 26.568 | 21.772 | 291.1 |

24th 40 Darryn BINDER YAMAHA RSA
WithU Yamaha RNF MotoGP Team

Runs=2 Total laps=18 Full laps=10

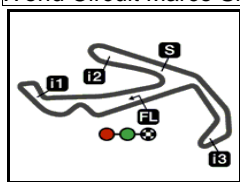
| Run # | 1 | Front Tyre | Slick-Soft | Rear Tyre | Slick-Medium | Speed |
|-------------------|----------|------------|------------|-----------|--------------|-------|
| New Tyre New Tyre | | | | | | |
| 1 | 2'10.195 | 21.694 | 23.938 | 28.382 | 23.617 | 283.4 |
| 2 | 1'39.532 | 28.017 | 22.111 | 27.202 | 22.202 | 286.4 |

Fastest Lap: Fabio QUARTARARO Monster Energy Yama FRA 1'32.313 25.822 20.773 25.074 20.644

These data/results cannot be reproduced, stored and/or transmitted in whole or in part by any manner of electronic, mechanical, photocopying, recording, broadcasting or otherwise now known or herein after developed without the previous express consent by the copyright owner, except for reproduction in daily press and regular printed publications on sale to the public within 60 days of the event related to those data/results and always provided that copyright symbol appears together as follows below.
© DORNA, 2022

Official MotoGP Timing by TISSOT
www.motogp.com





4226 m.

GP GRYPYN DI SAN MARINO E DELLA RIVIERA DI RIMINI

Free Practice Nr. 1

Best Partial Times

MotoGP™

IT Ideal Lap Time, sum of the best partial times

BT Best Lap Time

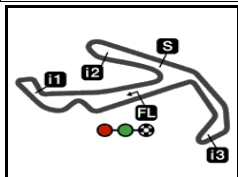
| T1 | | T2 | | T3 | | T4 | | | | IT | BT | |
|-----|--------------|--------|----------------|--------|----------------|--------|----------------|--------|-----|--------------|----------|---------------|
| Pos | Rider | Time | Rider | Time | Rider | Time | Rider | Time | Pos | Rider | IT | BT |
| 1 | F.QUARTARARO | 25.822 | J.MILLER | 20.664 | F.BAGNAIA | 25.056 | J.MILLER | 20.639 | 1 | F.QUARTARAR | 1'32.256 | 1'32.313 (1) |
| 2 | M.VIÑALES | 25.854 | M.VIÑALES | 20.713 | F.QUARTARARO | 25.074 | F.QUARTARARO | 20.644 | 2 | J.MILLER | 1'32.532 | 1'32.537 (2) |
| 3 | A.ESPARGARO | 25.917 | F.QUARTARARO | 20.716 | M.BEZZECCHI | 25.082 | M.PIRRO | 20.753 | 3 | M.VIÑALES | 1'32.635 | 1'32.706 (5) |
| 4 | J.MILLER | 25.941 | M.PIRRO | 20.720 | E.BASTIANINI | 25.091 | A.RINS | 20.775 | 4 | F.BAGNAIA | 1'32.642 | 1'32.752 (6) |
| 5 | E.BASTIANINI | 25.960 | F.BAGNAIA | 20.748 | M.PIRRO | 25.137 | J.ZARCO | 20.811 | 5 | E.BASTIANINI | 1'32.691 | 1'32.838 (7) |
| 6 | F.BAGNAIA | 25.973 | A.ESPARGARO | 20.751 | A.DOVIZIOSO | 25.181 | A.ESPARGARO | 20.815 | 6 | M.PIRRO | 1'32.693 | 1'32.693 (3) |
| 7 | P.ESPARGARO | 25.986 | A.RINS | 20.756 | J.ZARCO | 25.184 | P.ESPARGARO | 20.825 | 7 | A.ESPARGAR | 1'32.697 | 1'32.698 (4) |
| 8 | B.BINDER | 25.991 | J.MARTIN | 20.778 | A.ESPARGARO | 25.214 | M.VIÑALES | 20.832 | 8 | A.RINS | 1'32.776 | 1'32.858 (8) |
| 9 | A.RINS | 26.012 | E.BASTIANINI | 20.784 | L.MARINI | 25.218 | L.MARINI | 20.851 | 9 | J.ZARCO | 1'32.908 | 1'32.999 (10) |
| 10 | F.MORBIDELLI | 26.013 | S.BRADL | 20.787 | A.RINS | 25.233 | E.BASTIANINI | 20.856 | 10 | L.MARINI | 1'32.938 | 1'32.981 (9) |
| 11 | A.MARQUEZ | 26.013 | M.OLIVEIRA | 20.810 | M.VIÑALES | 25.236 | F.BAGNAIA | 20.865 | 11 | P.ESPARGAR | 1'32.989 | 1'33.105 (11) |
| 12 | L.MARINI | 26.035 | B.BINDER | 20.812 | T.NAKAGAMI | 25.242 | F.MORBIDELLI | 20.866 | 12 | M.BEZZECCHI | 1'32.990 | 1'33.218 (13) |
| 13 | M.BEZZECCHI | 26.043 | J.ZARCO | 20.825 | A.MARQUEZ | 25.275 | A.MARQUEZ | 20.901 | 13 | A.MARQUEZ | 1'33.031 | 1'33.253 (14) |
| 14 | T.NAKAGAMI | 26.047 | L.MARINI | 20.834 | J.MILLER | 25.288 | M.OLIVEIRA | 20.905 | 14 | A.DOVIZIOSO | 1'33.126 | 1'33.435 (16) |
| 15 | A.DOVIZIOSO | 26.077 | A.MARQUEZ | 20.842 | P.ESPARGARO | 25.325 | A.DOVIZIOSO | 20.955 | 14 | B.BINDER | 1'33.126 | 1'33.207 (12) |
| 16 | M.PIRRO | 26.083 | P.ESPARGARO | 20.853 | B.BINDER | 25.343 | T.NAKAGAMI | 20.969 | 16 | T.NAKAGAMI | 1'33.232 | 1'33.314 (15) |
| 17 | J.ZARCO | 26.088 | M.BEZZECCHI | 20.871 | R.FERNANDEZ | 25.359 | B.BINDER | 20.980 | 17 | F.MORBIDELLI | 1'33.247 | 1'33.562 (17) |
| 18 | M.OLIVEIRA | 26.215 | R.FERNANDEZ | 20.906 | S.BRADL | 25.423 | M.BEZZECCHI | 20.994 | 18 | M.OLIVEIRA | 1'33.409 | 1'33.636 (18) |
| 19 | DI GIANNANTO | 26.221 | F.MORBIDELLI | 20.912 | F.DI GIANNANTO | 25.455 | J.MARTIN | 21.008 | 19 | J.MARTIN | 1'33.589 | 1'33.830 (20) |
| 20 | R.FERNANDEZ | 26.299 | A.DOVIZIOSO | 20.913 | F.MORBIDELLI | 25.456 | S.BRADL | 21.021 | 20 | R.FERNANDEZ | 1'33.598 | 1'33.687 (19) |
| 21 | J.MARTIN | 26.342 | F.DI GIANNANTO | 20.919 | J.MARTIN | 25.461 | R.FERNANDEZ | 21.034 | 21 | S.BRADL | 1'33.632 | 1'33.855 (21) |
| 22 | S.BRADL | 26.401 | T.NAKAGAMI | 20.974 | M.OLIVEIRA | 25.479 | F.DI GIANNANTO | 21.154 | 22 | F.DI GIANNAN | 1'33.749 | 1'33.897 (22) |
| 23 | R.GARDNER | 26.416 | R.GARDNER | 21.044 | R.GARDNER | 25.538 | R.GARDNER | 21.158 | 23 | R.GARDNER | 1'34.156 | 1'34.165 (23) |
| 24 | D.BINDER | 26.518 | D.BINDER | 21.142 | D.BINDER | 25.794 | D.BINDER | 21.218 | 24 | D.BINDER | 1'34.672 | 1'34.836 (24) |

These data/results cannot be reproduced, stored and/or transmitted in whole or in part by any manner of electronic, mechanical, photocopying, recording, broadcasting or otherwise now known or herein after developed without the previous express consent by the copyright owner, except for reproduction in daily press and regular printed publications on sale to the public within 60 days of the event related to those data/results and always provided that copyright symbol appears together as follows below.

© DORNA, 2022

Official MotoGP Timing by TISSOT
www.motogp.com





4226 m.

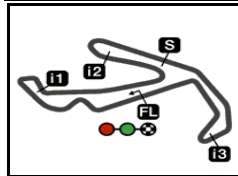
GP GRYPYN DI SAN MARINO E DELLA RIVIERA DI RIMINI**Free Practice Nr. 1****Best Partial Times****MotoGP™***IT Ideal Lap Time, sum of the best partial times**BT Best Lap Time*

| | | T1 | | T2 | | T3 | | T4 | | | | | |
|------------|--------------|-------------|--------------|-------------|--------------|-------------|--------------|-------------|------------|--------------|-----------|-----------|------|
| <i>Pos</i> | <i>Rider</i> | <i>Time</i> | <i>Rider</i> | <i>Time</i> | <i>Rider</i> | <i>Time</i> | <i>Rider</i> | <i>Time</i> | <i>Pos</i> | <i>Rider</i> | <i>IT</i> | <i>BT</i> | |
| 25 | K.WATANABE | 27.241 | K.WATANABE | 21.713 | K.WATANABE | 26.568 | K.WATANABE | 21.655 | 25 | K.WATANABE | 1'37.177 | | (-1) |

These data/results cannot be reproduced, stored and/or transmitted in whole or in part by any manner of electronic, mechanical, photocopying, recording, broadcasting or otherwise now known or herein after developed without the previous express consent by the copyright owner, except for reproduction in daily press and regular printed publications on sale to the public within 60 days of the event related to those data/results and always provided that copyright symbol appears together as follows below.
© DORNA, 2022

Official MotoGP Timing by **TISSOT**
www.motogp.com





4226 m.

GP GRYPYN DI SAN MARINO E DELLA RIVIERA DI RIMINI**Free Practice Nr. 1****Fastest Laps Sequence**

| <i>Practice Time</i> |  <i>Rider</i> | <i>Nation</i> | <i>Motorcycle</i> | <i>Time</i> | <i>Km/h</i> | <i>Rider's Lap</i> |
|----------------------|--|---------------|-------------------|-----------------|-------------|--------------------|
| 3'36.784 | 21 Franco MORBIDELLI | ITA | YAMAHA | 1'38.667 | 154.1 | 2 |
| 3'44.422 | 6 Stefan BRADL | GER | HONDA | 1'37.492 | 156.0 | 2 |
| 3'46.391 | 5 Johann ZARCO | FRA | DUCATI | 1'36.817 | 157.1 | 2 |
| 4'10.054 | 41 Aleix ESPARGARO | SPA | APRILIA | 1'36.676 | 157.3 | 2 |
| 4'11.769 | 12 Maverick VIÑALES | SPA | APRILIA | 1'36.069 | 158.3 | 2 |
| 4'19.360 | 23 Enea BASTIANINI | ITA | DUCATI | 1'35.680 | 159.0 | 2 |
| 5'20.099 | 6 Stefan BRADL | GER | HONDA | 1'35.677 | 159.0 | 3 |
| 5'20.935 | 5 Johann ZARCO | FRA | DUCATI | 1'34.544 | 160.9 | 3 |
| 5'46.047 | 12 Maverick VIÑALES | SPA | APRILIA | 1'34.278 | 161.3 | 3 |
| 6'55.096 | 5 Johann ZARCO | FRA | DUCATI | 1'34.161 | 161.5 | 4 |
| 6'57.145 | 44 Poi ESPARGARO | SPA | HONDA | 1'33.784 | 162.2 | 4 |
| 8'30.105 | 73 Alex MARQUEZ | SPA | HONDA | 1'33.696 | 162.3 | 5 |
| 8'54.382 | 41 Aleix ESPARGARO | SPA | APRILIA | 1'33.456 | 162.7 | 5 |
| 10'05.050 | 44 Poi ESPARGARO | SPA | HONDA | 1'33.386 | 162.9 | 6 |
| 11'05.481 | 20 Fabio QUARTARARO | FRA | YAMAHA | 1'33.075 | 163.4 | 6 |
| 19'01.656 | 20 Fabio QUARTARARO | FRA | YAMAHA | 1'33.069 | 163.4 | 11 |
| 22'17.017 | 20 Fabio QUARTARARO | FRA | YAMAHA | 1'32.968 | 163.6 | 13 |
| 25'00.763 | 51 Michele PIRRO | ITA | DUCATI | 1'32.888 | 163.7 | 11 |
| 31'58.509 | 12 Maverick VIÑALES | SPA | APRILIA | 1'32.706 | 164.1 | 16 |
| 37'42.838 | 20 Fabio QUARTARARO | FRA | YAMAHA | 1'32.498 | 164.4 | 18 |
| 45'31.260 | 20 Fabio QUARTARARO | FRA | YAMAHA | 1'32.313 | 164.8 | 23 |

These data/results cannot be reproduced, stored and/or transmitted in whole or in part by any manner of electronic, mechanical, photocopying, recording, broadcasting or otherwise now known or herein after developed without the previous express consent by the copyright owner, except for reproduction in daily press and regular printed publications on sale to the public within 60 days of the event related to those data/results and always provided that copyright symbol appears together as follows below.

© DORNA, 2022

Official MotoGP Timing by TISSOT
www.motogp.com

Misano Adriatico, Friday, September 02, 2022

